

Single Glass Monocrystalline Module

BM

Single glass series

182T-156HW

Efficient bifacial Topcon monocrystalline silicon half-piece solar module



625 W

Maximum power output of module




22.36%

Maximum module efficiency



0~+5 W

Power tolerance



Boamax's long-term stable quality is trustworthy

- Automatic production line and leading photovoltaic technology
- Passed various long-term reliability tests
- EL testing is performed before and after lamination, effectively ensuring the reliability of the components.
- Strict international standard management systems are adopted, including ISO 9001, ISO 14001, and ISO 45001.



MBB welding strip design optimizes optical and electrical properties of modules



The adoption of dual glass POE packaging enables effective resistance to various harsh outdoor environments



Additional safety brought by fire rating A



The battery slicing technology greatly reduces the series current and the internal damage of the modules, thus effectively reducing BOS and LCOE

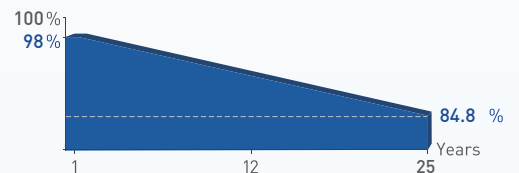


Optimized packaging materials and strict process scheme ensure the PID resistance of modules



Advanced non-destructive slicing technology, with small battery damage and low impact of cracking

Industry leading linear warranty



12-year warranty on materials and process 25-year linear warranty

Excellent warranty, with a commitment to a 25-year power warranty and a linear power attenuation of 0.55%

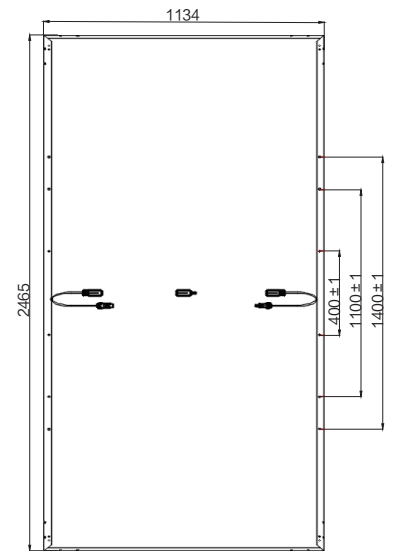


**Electrical performance parameters STC**

Power output	P <sub>max</sub> (W)	605	610	615	620	625
Operating voltage of maximum power point	V <sub>mp</sub> (V)	45.78	45.98	46.18	46.38	46.58
Operating current of maximum power point	I <sub>mp</sub> (A)	13.22	13.27	13.32	13.37	13.42
Open-circuit voltage	V <sub>oc</sub> (V)	55.00	55.20	55.40	55.60	55.80
Short-circuit current	I <sub>sc</sub> (A)	14.06	14.10	14.14	14.18	14.22
Module efficiency	(%)	21.64	21.82	22.00	22.18	22.36
Power tolerance	(W)					0~+5

\*STC testing conditions: atmospheric quality AM1.5, irradiance 1000 W/m<sup>2</sup>, cell temperature 25 °C

**Module dimension**



**Electrical performance parameters NMOT**

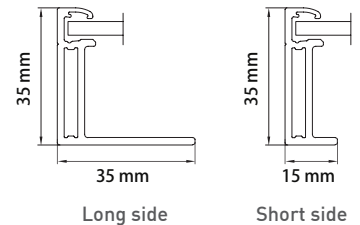
Power output	P <sub>max</sub> (W)	455	459	462	466	470
Operating voltage of maximum power point	V <sub>mp</sub> (V)	42.94	42.98	43.02	43.07	43.25
Operating current of maximum power point	I <sub>mp</sub> (A)	10.59	10.67	10.75	10.82	10.87
Open-circuit voltage	V <sub>oc</sub> (V)	52.24	52.43	52.62	52.81	53.00
Short-circuit current	I <sub>sc</sub> (A)	11.31	11.36	11.41	11.46	11.51

\*NMOT testing conditions: irradiance 800 W/m<sup>2</sup> ambient temperature 20 °C, wind speed 1 m/s

**Electrical performance parameters**

Cell arrangement	156 pieces (6*26)
Module dimension	2465*1134*35mm
Weight	30.3kg
Front glass	3.2mm, high transparency coated glass
Back plate	White
Frame	Aluminum alloy with anode oxide film
Junction box	Protection level IP68
Cable	4mm <sup>2</sup> , with a positive wire length of 300mm and a negative wire length of 300mm
Number of diodes	3
Wind pressure/snow pressure	2400Pa/5400Pa
Connector	PV-H4

**Rear view**



**Temperature characteristic**

Nominal operating temperature of cell	45±2°C
Temperature coefficient (I <sub>sc</sub> )	+0.05%/C
Temperature coefficient (V <sub>oc</sub> )	-0.28%/C
Temperature coefficient (P <sub>max</sub> )	-0.34%/C

**Limit parameters**

Operating temperature	-40~+85°C
Maximum system voltage	1500V DC
Maximum rated current of fuse	25A

**Packing method**

Pieces per box	31 pieces
Loading capacity of 17.5 m flatbed trailer	806 pieces

**Optional configuration**

Connector	Original PV
-----------	-------------

**Curve chart**

